

Signify Classified - Internal
Cooper Lighting Solutions Photometric Lab
1121 Highway 74 South
Peachtree City, GA 30269



Scaled data based on original data using
LM-79-08 Approved Method: Electrical and Photometric Measurements of Solid-
State Lighting Products

Test Report Prepared for
Cooper Lighting Solutions
(formerly Eaton)

Brand: INVUE

Report Number: P868622

Luminaire Tested: **EMM2-HTN-SA2A-722-U-T4W-HSS**

Issue Date: 08/22/2024



Test Information

Test Method: LM-79-08
Report Number: P868622
Test Lab: INNOVATION CENTER(G3)
Issue Date: 08/22/2024
Manufacturer: COOPER LIGHTING SOLUTIONS (FORMERLY EATON)
Product Line: INVUE
Catalog Number: EMM2-HTN-SA2A-722-U-T4W-HSS
Description: EPIC MODERN TALL HOUSING DISCRETE LED ARRAYS 70W 70CRI 2200K
FIXTURE w/ TYPE IV WIDE DISTRIBUTION OPTIC AND HOUSE SIDE SHIELD
Light Source: (20) 2200K CCT, 70 CRI LEDs
Ballast/Driver: ELECTRONIC DRIVER

Summary

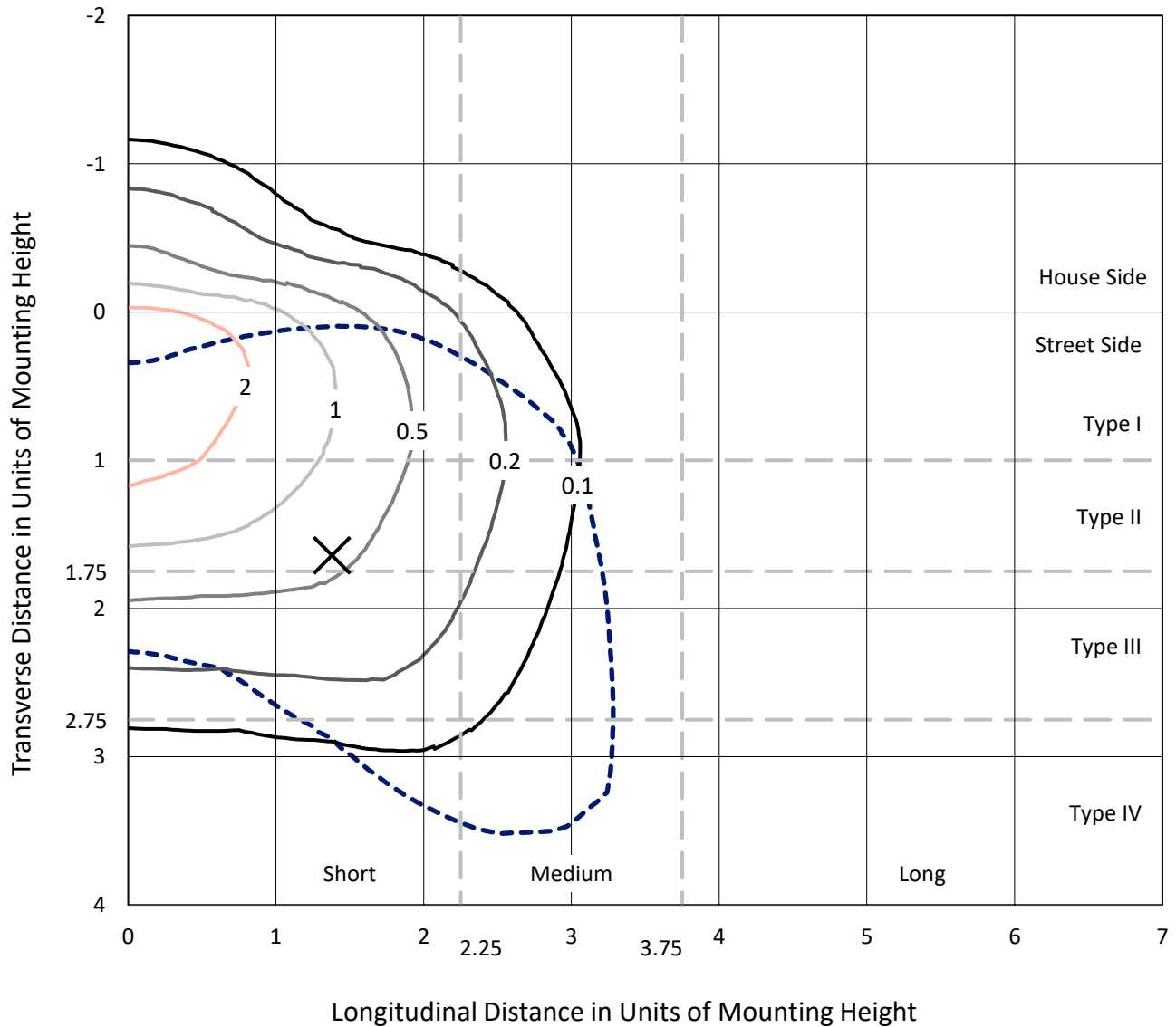
Lumens per Lamp: N/A
Luminaire Lumens: 5684.7 lumens
Efficiency: N/A
Efficacy: 93.2 lumens/watt
Luminous Opening: Rectangular (W 0.67' x L: 0.33' x H: 0')
IES Classification: Type IV - Short
BUG Rating: B1 - U0 - G2

Input Watts (W): 61
Input Voltage (V): 120
Input Current (A_{in}): NR
Voltage Rise (V): NR
Power Factor: 0.99
Total Harmonic Distortion (THDi): 9.89%
Frequency (hertz): 60
Stabilization Time: NR
Operation Time: NR
Ambient Temperature (°C): NR
Test Distance: 24 FT

REPORT NUMBER: P868622
 CATALOG NUMBER: EMM2-HTN-SA2A-722-U-T4W-HSS

Iso-Footcandle Lines of Horizontal Illumination

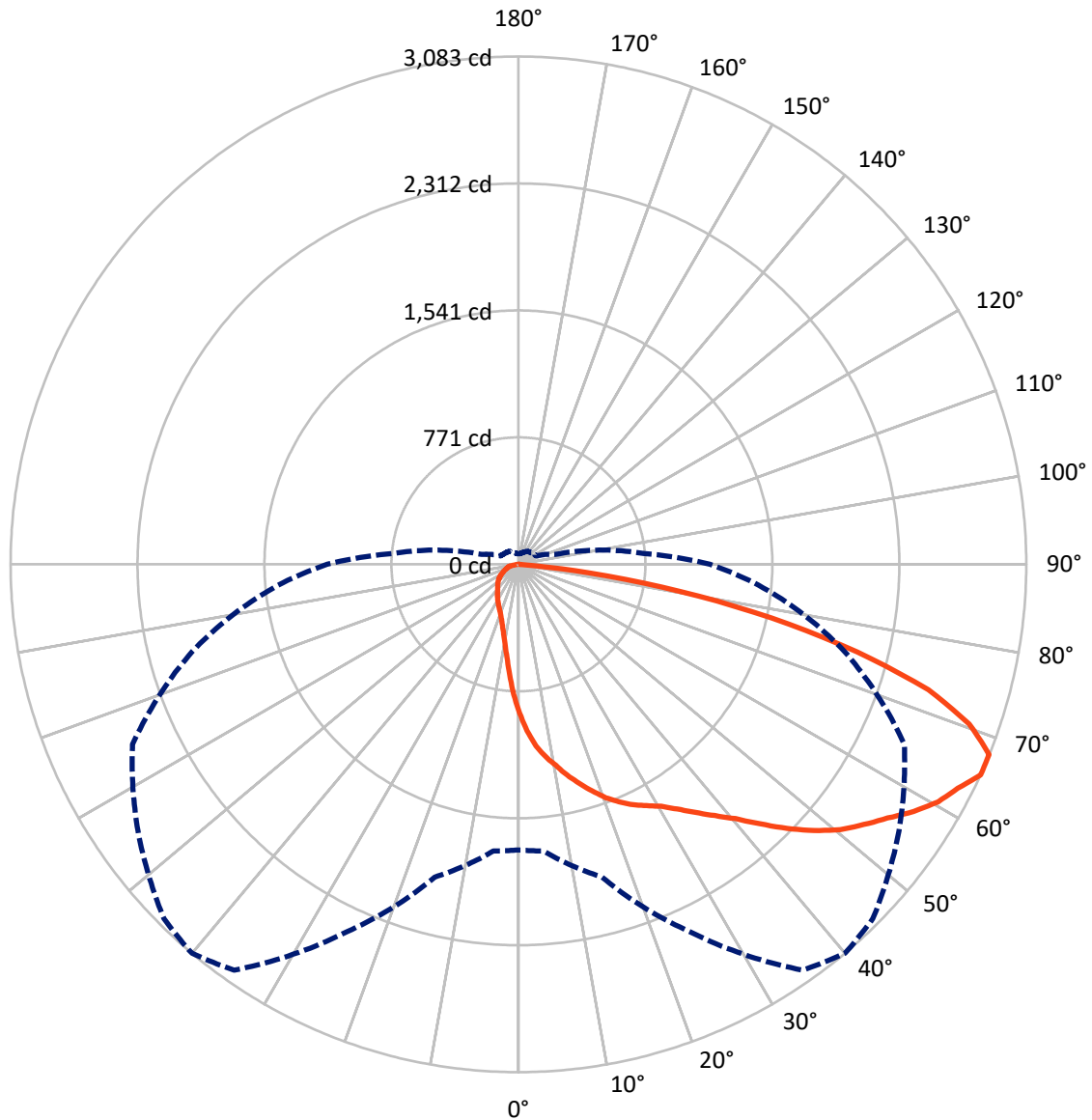
✕ Max cd
 - - - 1/2 Max cd



Based on 20 foot mounting height. Maximum calculated value = 3.3 fc
 Type IV - Short - N/A

REPORT NUMBER: P868622
CATALOG NUMBER: EMM2-HTN-SA2A-722-U-T4W-HSS

Luminous Intensity Polar Plot



— Vertical Plane Through 40-Deg Lateral - - - Horizontal Cone Through 65-Deg Vertical

REPORT NUMBER: P868622

CATALOG NUMBER: EMM2-HTN-SA2A-722-U-T4W-HSS

FLUX DISTRIBUTION:

		Downward	Upward	Total
House Side	Lumens	680.6	0.0	680.6
	% Fixture	12.0	0.0	12.0
Street Side	Lumens	5004.1	0.0	5004.1
	% Fixture	88.0	0.0	88.0
Total	Lumens	5684.7	0.0	5684.7
	% Fixture	100.0	0.0	100.0

ZONAL LUMENS:

Zone	Lumens	% Fixture
0°-10°	84.6	1.5
10°-20°	254.3	4.5
20°-30°	437.5	7.7
30°-40°	661.4	11.6
40°-50°	967.1	17.0
50°-60°	1235.2	21.7
60°-70°	1232.7	21.7
70°-80°	722.9	12.7
80°-90°	89.0	1.6
90°-100°	0.0	0.0
100°-110°	0.0	0.0
110°-120°	0.0	0.0
120°-130°	0.0	0.0
130°-140°	0.0	0.0
140°-150°	0.0	0.0
150°-160°	0.0	0.0
160°-170°	0.0	0.0
170°-180°	0.0	0.0
0°-90°	5684.7	100.0
0°-180°	5684.7	100.0

Coefficient of Utilization



REPORT NUMBER: P868622

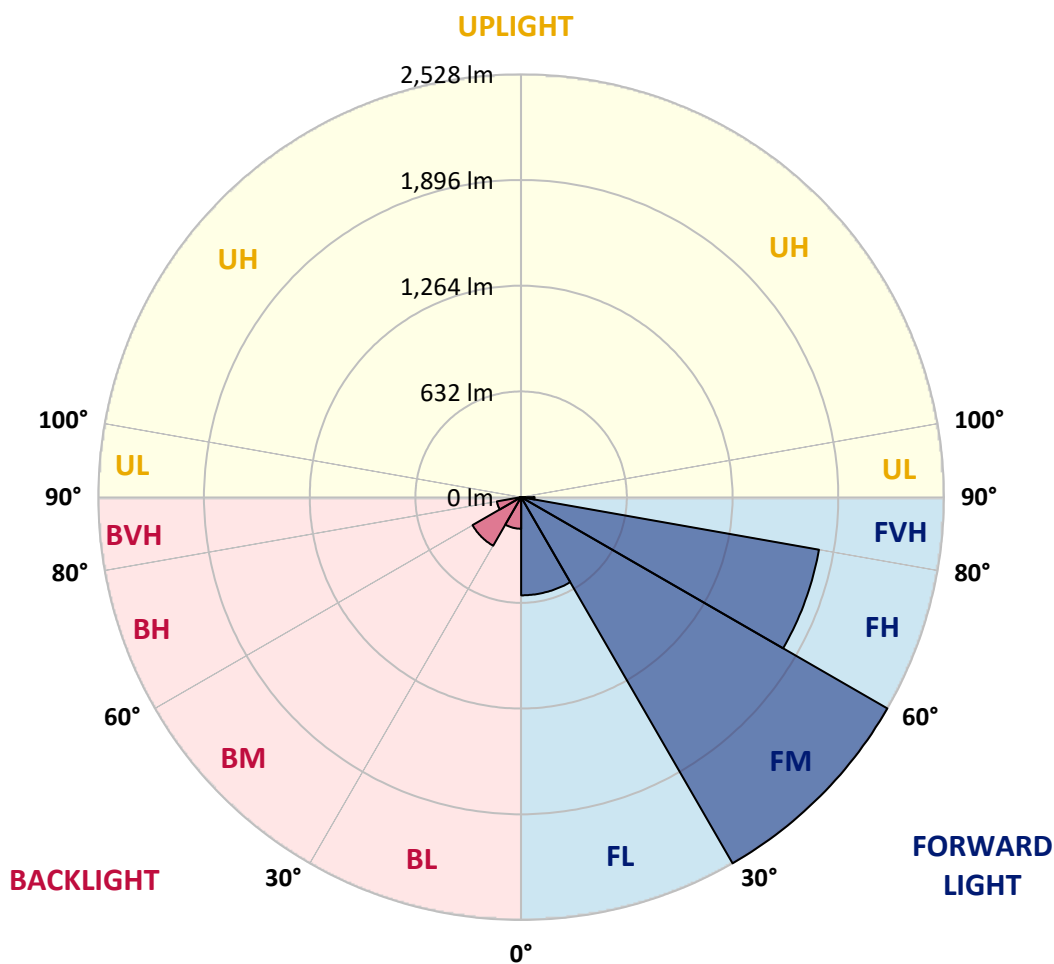
CATALOG NUMBER: EMM2-HTN-SA2A-722-U-T4W-HSS

LUMINAIRE CLASSIFICATION SYSTEM LUMEN TABLE AND BUG RATING:

Zone	Lumens	% Fixture	Zone Rating/Lumen Limit		
			B	U	G
FL (0°-30°)	587.2	10.3			
FM (30°-60°)	2528.3	44.5			
FH (60°-80°)	1808.2	31.8			G2/5000
FVH (80°-90°)	80.5	1.4			G1/100
BL (0°-30°)	189.3	3.3	B1/500		
BM (30°-60°)	335.4	5.9	B1/1000		
BH (60°-80°)	147.4	2.6	B1/500		G1/500
BVH (80°-90°)	8.6	0.2			G0/10
UL (90°-100°)	0.0	0.0		U0/0	
UH (100°-180°)	0.0	0.0		U0/0	

BUG Rating: B1-U0-G2

Type IV Short





REPORT NUMBER: P868622

CATALOG NUMBER: EMM2-HTN-SA2A-722-U-T4W-HSS

CANDELA DISTRIBUTION (FULL):

	0°	5°	15°	25°	35°	40°	45°	55°	65°	75°	85°
0°	903.6	903.6	903.6	903.6	903.6	903.6	903.6	903.6	903.6	903.6	903.6
2.5°	1054.2	1049.4	1039.8	1031.8	1020.6	1011.0	1001.4	983.7	961.3	942.1	918.1
5°	1158.4	1150.4	1144.0	1134.3	1115.1	1107.1	1100.7	1063.9	1025.4	985.3	932.5
7.5°	1232.1	1238.5	1225.7	1211.3	1187.2	1177.6	1168.0	1131.1	1083.1	1025.4	950.1
10°	1317.0	1318.6	1302.6	1285.0	1259.3	1240.1	1227.3	1182.4	1129.5	1065.5	969.3
12.5°	1398.7	1398.7	1389.1	1363.5	1329.8	1312.2	1289.8	1238.5	1174.4	1099.1	991.8
15°	1464.4	1467.6	1459.6	1440.4	1403.5	1379.5	1357.0	1297.8	1216.1	1137.6	1009.4
17.5°	1523.7	1522.1	1517.3	1499.6	1464.4	1445.2	1422.7	1357.0	1264.1	1168.0	1036.6
20°	1563.7	1563.7	1562.1	1552.5	1526.9	1512.5	1485.2	1416.3	1317.0	1212.9	1065.5
22.5°	1594.2	1592.6	1592.6	1594.2	1579.8	1565.3	1554.1	1485.2	1371.5	1251.3	1094.3
25°	1619.8	1618.2	1623.0	1626.2	1619.8	1616.6	1603.8	1550.9	1438.8	1296.2	1123.1
27.5°	1653.5	1658.3	1656.7	1656.7	1655.1	1658.3	1656.7	1611.8	1504.5	1344.2	1153.6
30°	1706.3	1714.3	1709.5	1703.1	1703.1	1704.7	1712.7	1683.9	1581.4	1403.5	1187.2
32.5°	1829.7	1821.7	1788.0	1765.6	1768.8	1770.4	1778.4	1762.4	1658.3	1470.8	1222.5
35°	1970.7	1961.1	1924.2	1873.0	1855.3	1848.9	1847.3	1837.7	1741.6	1542.9	1264.1
37.5°	2153.3	2156.5	2102.1	2028.4	1975.5	1935.4	1927.4	1906.6	1813.7	1608.6	1307.4
40°	2339.2	2326.4	2279.9	2207.8	2103.7	2030.0	2005.9	1977.1	1895.4	1677.5	1349.0
42.5°	2518.6	2494.6	2433.7	2355.2	2233.4	2153.3	2098.9	2062.0	1970.7	1752.8	1389.1
45°	2752.6	2683.7	2574.7	2504.2	2352.0	2286.3	2236.6	2154.9	2060.4	1828.1	1437.2
47.5°	2936.8	2803.8	2704.5	2674.0	2475.4	2414.5	2369.6	2255.9	2151.7	1913.0	1486.8
50°	2903.2	2821.4	2797.4	2770.2	2568.3	2531.5	2489.8	2371.2	2244.7	2002.7	1534.9
52.5°	2816.6	2826.3	2856.7	2810.2	2650.0	2624.4	2597.1	2494.6	2337.6	2076.4	1578.2
55°	2747.7	2767.0	2848.7	2834.3	2747.7	2718.9	2699.7	2616.4	2427.3	2143.7	1615.0
57.5°	2622.8	2606.8	2709.3	2875.9	2851.9	2829.5	2810.2	2744.5	2518.6	2191.8	1639.0
60°	2425.7	2366.4	2504.2	2824.7	2924.0	2927.2	2916.0	2840.7	2592.3	2191.8	1626.2
62.5°	2148.5	2092.5	2262.3	2653.2	2962.4	2992.9	2986.5	2874.3	2624.4	2143.7	1576.5
65°	1733.6	1746.4	1965.9	2459.4	3007.3	3082.6	3042.5	2819.8	2584.3	2050.8	1464.4
67.5°	1384.3	1422.7	1619.8	2207.8	2986.5	3081.0	3024.9	2666.0	2412.9	1921.0	1293.0
70°	1092.7	1118.3	1281.7	1868.1	2803.8	2903.2	2832.7	2430.5	2122.9	1720.7	1075.1
72.5°	854.0	878.0	1017.4	1494.8	2486.6	2601.9	2513.8	2113.3	1760.8	1459.6	854.0
75°	648.9	666.5	770.7	1152.0	1980.3	2124.5	2060.4	1691.9	1374.7	1155.2	653.7
77.5°	418.2	442.2	559.2	807.5	1398.7	1571.7	1579.8	1264.1	988.5	834.7	480.7
80°	277.2	286.8	358.9	525.5	860.4	995.0	1041.4	854.0	631.3	531.9	346.1
82.5°	115.4	128.2	171.4	264.4	431.0	432.6	495.1	360.5	256.3	225.9	145.8
85°	3.2	6.4	4.8	12.8	11.2	17.6	20.8	28.8	20.8	22.4	22.4
87.5°	0.0	0.0	1.6	1.6	3.2	3.2	3.2	3.2	3.2	4.8	3.2
90°	0.0	0.0	0.0	0.0	0.0	0.0	0.0	0.0	0.0	0.0	0.0



REPORT NUMBER: P868622

CATALOG NUMBER: EMM2-HTN-SA2A-722-U-T4W-HSS

CANDELA DISTRIBUTION (continued):

	90°	95°	105°	115°	125°	135°	145°	155°	165°	175°	180°
0°	903.6	903.6	903.6	903.6	903.6	903.6	903.6	903.6	903.6	903.6	903.6
2.5°	906.8	892.4	863.6	841.1	817.1	799.5	783.5	765.8	754.6	756.2	745.0
5°	906.8	879.6	821.9	770.7	724.2	690.5	653.7	624.9	604.0	600.8	610.4
7.5°	911.6	866.8	780.3	703.4	639.3	586.4	547.9	519.1	504.7	495.1	493.5
10°	916.4	857.2	741.8	644.1	564.0	506.3	472.6	440.6	424.6	423.0	418.2
12.5°	919.7	846.0	706.6	584.8	501.5	447.0	413.4	387.7	374.9	374.9	373.3
15°	930.9	842.7	669.7	539.9	453.4	400.5	371.7	350.9	342.9	338.1	336.5
17.5°	940.5	836.3	637.7	495.1	410.2	363.7	336.5	322.0	314.0	310.8	309.2
20°	954.9	833.1	607.2	458.2	378.1	333.3	312.4	299.6	294.8	291.6	291.6
22.5°	969.3	829.9	576.8	426.2	350.9	310.8	291.6	280.4	275.6	274.0	272.4
25°	986.9	828.3	551.2	398.9	326.8	293.2	275.6	266.0	259.6	256.3	256.3
27.5°	1004.6	829.9	525.5	371.7	306.0	277.2	259.6	248.3	243.5	237.1	238.7
30°	1028.6	831.5	504.7	349.3	288.4	261.2	245.1	230.7	224.3	221.1	221.1
32.5°	1052.6	837.9	483.9	328.4	270.8	248.3	229.1	216.3	208.3	206.7	205.1
35°	1078.3	842.7	464.6	310.8	256.3	233.9	214.7	201.9	195.5	193.9	193.9
37.5°	1107.1	850.8	450.2	294.8	241.9	219.5	201.9	189.1	184.3	182.6	182.6
40°	1137.6	863.6	439.0	280.4	230.7	206.7	190.7	179.4	176.2	174.6	174.6
42.5°	1168.0	874.8	429.4	269.2	219.5	195.5	182.6	171.4	166.6	166.6	166.6
45°	1196.8	882.8	419.8	258.0	208.3	187.5	173.0	163.4	158.6	158.6	158.6
47.5°	1222.5	890.8	405.4	246.7	197.1	176.2	165.0	155.4	150.6	150.6	150.6
50°	1249.7	895.6	389.3	232.3	185.9	168.2	157.0	145.8	142.6	141.0	141.0
52.5°	1272.1	895.6	368.5	217.9	173.0	157.0	147.4	137.8	133.0	129.8	129.8
55°	1288.2	895.6	346.1	200.3	160.2	147.4	137.8	128.2	121.8	117.0	117.0
57.5°	1297.8	890.8	320.4	179.4	147.4	134.6	128.2	117.0	104.1	94.5	91.3
60°	1289.8	876.4	293.2	157.0	133.0	123.4	118.6	104.1	86.5	81.7	81.7
62.5°	1256.1	842.7	266.0	137.8	121.8	112.2	107.3	91.3	78.5	73.7	73.7
65°	1161.6	761.0	232.3	120.2	108.9	102.5	96.1	81.7	70.5	64.1	64.1
67.5°	1023.8	656.9	193.9	105.7	97.7	92.9	88.1	73.7	62.5	56.1	56.1
70°	829.9	530.3	165.0	92.9	86.5	83.3	78.5	67.3	54.5	49.7	49.7
72.5°	652.1	416.6	137.8	83.3	80.1	73.7	70.5	59.3	49.7	44.9	44.9
75°	485.5	310.8	121.8	73.7	73.7	65.7	64.1	52.9	43.3	40.1	40.1
77.5°	357.3	230.7	105.7	64.1	64.1	57.7	54.5	46.5	40.1	36.9	36.9
80°	241.9	157.0	78.5	48.1	48.1	46.5	43.3	40.1	33.6	30.4	28.8
82.5°	102.5	65.7	38.5	24.0	22.4	17.6	14.4	11.2	11.2	9.6	9.6
85°	17.6	8.0	8.0	6.4	4.8	4.8	4.8	3.2	3.2	3.2	3.2
87.5°	3.2	3.2	3.2	3.2	3.2	3.2	1.6	1.6	1.6	1.6	1.6
90°	0.0	0.0	0.0	0.0	0.0	0.0	0.0	0.0	0.0	0.0	0.0

LM-79-2019: Approved Method: Electrical and Photometric Measurements of Solid-
State Lighting Products

Report Prepared for

Cooper Lighting Solutions

Streetworks

Report Number: SP1-2407-157-2

Test Date: 08/07/2024

Luminaire Tested: MEM2-HTN-SA-40-722-U-5WQ-2

Data in this report applies to families of products including MEM2-HTN-SA-40-722-U-5WQ-2

Test Information

Test Method: LM-79-2019
 Report Number: SP1-2407-157-2
 Test Lab: COOPER LIGHTING SOLUTIONS
 Photometer: SP1 - 76IN SPHERE
 Measurement Geometry: 4π
 Issue Date: 08/20/2024
 Manufacturer: COOPER LIGHTING SOLUTIONS
 Product Line: Streetworks
 Catalog Number: **MEM2-HTN-SA-40-722-U-5WQ-2**
 Description: Epic Modern Light Square 40W 5WQ Optic and Flare Trim

Spectral Parameters

CCT (K): 2253
 CIE u': 0.2868
 CIE v': 0.5332
 Duv: -0.0014
 CIE x: 0.4974
 CIE y: 0.4110
 CIE z: 0.0915
 Peak Wavelength (nm): 603
 Dominant Wavelength (nm): 587
 Purity: 72.69432
 Rf: 76.9
 Rg: 92.7

CRI (Ra):	70.6		
R1:	68.4	R9:	-36.0
R2:	88.7	R10:	78.2
R3:	85.4	R11:	61.0
R4:	63.5	R12:	74.2
R5:	69.0	R13:	72.8
R6:	88.9	R14:	92.2
R7:	68.5	R15:	58.0
R8:	32.0		



Test Conditions

Stabilization Time: 29M
 Operation Time: 1H 29M
 Sphere Temperature (°C): 24.1

REPORT NUMBER: SP1-2407-157-2

Measurement and Test Equipment			
Instrument	Identification Number	Calibration Date	Calibration Due Date
Photometer	IN0058	6/18/2024	12/18/2024
Power Meter	INXT2011004	2/8/2024	2/8/2025
AC Power Source	IN0063	10/24/2023	10/24/2024
DC Power Source	IN0208	10/24/2023	10/24/2024
Sphere Thermometer	IN0085	10/24/2023	10/24/2024
Room Thermometer	IN0046	10/24/2023	10/24/2024

REPORT NUMBER: SP1-2407-157-2

CIE 1931 Chromaticity Diagram



CIE 1931 Chromaticity Diagram with 2017 ANSI 7-Step and 4-Step Quadrangles



Point lies inside the ANSI 2200K 4-step quadrangle

REPORT NUMBER: SP1-2407-157-2

Photopic Flux vs. Wavelength



Photopic Lumens: NR

λ (nm)	Power W [^] /nm	Lumens (ϕ /nm)	λ (nm)	Power W [^] /nm	Lumens (ϕ /nm)	λ (nm)	Power W [^] /nm	Lumens (ϕ /nm)	λ (nm)	Power W [^] /nm	Lumens (ϕ /nm)	λ (nm)	Power W [^] /nm	Lumens (ϕ /nm)
360	0	NR	490	117	NR	620	896	NR	750	20	NR	880	0	NR
365	0	NR	495	137	NR	625	838	NR	755	17	NR	885	0	NR
370	0	NR	500	160	NR	630	774	NR	760	14	NR	890	0	NR
375	0	NR	505	183	NR	635	704	NR	765	12	NR	895	0	NR
380	0	NR	510	202	NR	640	635	NR	770	10	NR	900	0	NR
385	0	NR	515	219	NR	645	565	NR	775	9	NR	905	0	NR
390	0	NR	520	235	NR	650	501	NR	780	7	NR	910	0	NR
395	0	NR	525	249	NR	655	440	NR	785	6	NR	915	0	NR
400	0	NR	530	263	NR	660	383	NR	790	5	NR	920	0	NR
405	0	NR	535	281	NR	665	332	NR	795	5	NR	925	0	NR
410	1	NR	540	302	NR	670	286	NR	800	4	NR	930	0	NR
415	3	NR	545	331	NR	675	245	NR	805	3	NR	935	0	NR
420	6	NR	550	366	NR	680	210	NR	810	3	NR	940	0	NR
425	12	NR	555	411	NR	685	178	NR	815	3	NR	945	0	NR
430	21	NR	560	469	NR	690	152	NR	820	2	NR	950	0	NR
435	38	NR	565	536	NR	695	129	NR	825	2	NR	955	0	NR
440	66	NR	570	614	NR	700	109	NR	830	2	NR	960	0	NR
445	122	NR	575	701	NR	705	92	NR	835	1	NR	965	0	NR
450	215	NR	580	785	NR	710	77	NR	840	1	NR	970	0	NR
455	236	NR	585	863	NR	715	66	NR	845	1	NR	975	0	NR
460	170	NR	590	928	NR	720	55	NR	850	1	NR	980	0	NR
465	148	NR	595	971	NR	725	47	NR	855	1	NR	985	0	NR
470	132	NR	600	994	NR	730	40	NR	860	1	NR	990	0	NR
475	104	NR	605	996	NR	735	33	NR	865	1	NR	995	0	NR
480	97	NR	610	979	NR	740	28	NR	870	1	NR	1000	0	NR
485	105	NR	615	943	NR	745	24	NR	875	0	NR			

REPORT NUMBER: SP1-2407-157-2

Scotopic Flux vs. Wavelength



Scotopic Lumens: NR

S/P: 0.96

λ (nm)	Power W [^] /nm	Lumens (φ/nm)	λ (nm)	Power W [^] /nm	Lumens (φ/nm)	λ (nm)	Power W [^] /nm	Lumens (φ/nm)	λ (nm)	Power W [^] /nm	Lumens (φ/nm)	λ (nm)	Power W [^] /nm	Lumens (φ/nm)
360	0	NR	490	117	NR	620	896	NR	750	20	NR	880	0	NR
365	0	NR	495	137	NR	625	838	NR	755	17	NR	885	0	NR
370	0	NR	500	160	NR	630	774	NR	760	14	NR	890	0	NR
375	0	NR	505	183	NR	635	704	NR	765	12	NR	895	0	NR
380	0	NR	510	202	NR	640	635	NR	770	10	NR	900	0	NR
385	0	NR	515	219	NR	645	565	NR	775	9	NR	905	0	NR
390	0	NR	520	235	NR	650	501	NR	780	7	NR	910	0	NR
395	0	NR	525	249	NR	655	440	NR	785	6	NR	915	0	NR
400	0	NR	530	263	NR	660	383	NR	790	5	NR	920	0	NR
405	0	NR	535	281	NR	665	332	NR	795	5	NR	925	0	NR
410	1	NR	540	302	NR	670	286	NR	800	4	NR	930	0	NR
415	3	NR	545	331	NR	675	245	NR	805	3	NR	935	0	NR
420	6	NR	550	366	NR	680	210	NR	810	3	NR	940	0	NR
425	12	NR	555	411	NR	685	178	NR	815	3	NR	945	0	NR
430	21	NR	560	469	NR	690	152	NR	820	2	NR	950	0	NR
435	38	NR	565	536	NR	695	129	NR	825	2	NR	955	0	NR
440	66	NR	570	614	NR	700	109	NR	830	2	NR	960	0	NR
445	122	NR	575	701	NR	705	92	NR	835	1	NR	965	0	NR
450	215	NR	580	785	NR	710	77	NR	840	1	NR	970	0	NR
455	236	NR	585	863	NR	715	66	NR	845	1	NR	975	0	NR
460	170	NR	590	928	NR	720	55	NR	850	1	NR	980	0	NR
465	148	NR	595	971	NR	725	47	NR	855	1	NR	985	0	NR
470	132	NR	600	994	NR	730	40	NR	860	1	NR	990	0	NR
475	104	NR	605	996	NR	735	33	NR	865	1	NR	995	0	NR
480	97	NR	610	979	NR	740	28	NR	870	1	NR	1000	0	NR
485	105	NR	615	943	NR	745	24	NR	875	0	NR			

REPORT NUMBER: SP1-2407-157-2

Melanopic Flux vs. Wavelength



Melanopic Lumens: NR

M/P: 1.71

λ (nm)	Power W [^] /nm	Lumens (φ/nm)	λ (nm)	Power W [^] /nm	Lumens (φ/nm)	λ (nm)	Power W [^] /nm	Lumens (φ/nm)	λ (nm)	Power W [^] /nm	Lumens (φ/nm)	λ (nm)	Power W [^] /nm	Lumens (φ/nm)
360	0	NR	490	117	NR	620	896	NR	750	20	NR	880	0	NR
365	0	NR	495	137	NR	625	838	NR	755	17	NR	885	0	NR
370	0	NR	500	160	NR	630	774	NR	760	14	NR	890	0	NR
375	0	NR	505	183	NR	635	704	NR	765	12	NR	895	0	NR
380	0	NR	510	202	NR	640	635	NR	770	10	NR	900	0	NR
385	0	NR	515	219	NR	645	565	NR	775	9	NR	905	0	NR
390	0	NR	520	235	NR	650	501	NR	780	7	NR	910	0	NR
395	0	NR	525	249	NR	655	440	NR	785	6	NR	915	0	NR
400	0	NR	530	263	NR	660	383	NR	790	5	NR	920	0	NR
405	0	NR	535	281	NR	665	332	NR	795	5	NR	925	0	NR
410	1	NR	540	302	NR	670	286	NR	800	4	NR	930	0	NR
415	3	NR	545	331	NR	675	245	NR	805	3	NR	935	0	NR
420	6	NR	550	366	NR	680	210	NR	810	3	NR	940	0	NR
425	12	NR	555	411	NR	685	178	NR	815	3	NR	945	0	NR
430	21	NR	560	469	NR	690	152	NR	820	2	NR	950	0	NR
435	38	NR	565	536	NR	695	129	NR	825	2	NR	955	0	NR
440	66	NR	570	614	NR	700	109	NR	830	2	NR	960	0	NR
445	122	NR	575	701	NR	705	92	NR	835	1	NR	965	0	NR
450	215	NR	580	785	NR	710	77	NR	840	1	NR	970	0	NR
455	236	NR	585	863	NR	715	66	NR	845	1	NR	975	0	NR
460	170	NR	590	928	NR	720	55	NR	850	1	NR	980	0	NR
465	148	NR	595	971	NR	725	47	NR	855	1	NR	985	0	NR
470	132	NR	600	994	NR	730	40	NR	860	1	NR	990	0	NR
475	104	NR	605	996	NR	735	33	NR	865	1	NR	995	0	NR
480	97	NR	610	979	NR	740	28	NR	870	1	NR	1000	0	NR
485	105	NR	615	943	NR	745	24	NR	875	0	NR			

Summary

$R_f = 76.9$
 $R_g = 92.7$
 CIE $R_a = 70.6$
 $R_9 = -36.0$



Color Vector Graphics



Individual Sample Fidelity Index ($R_{f,i}$)

CES01 = 87	CES26 = 76	CES51 = 88	CES76 = 78
CES02 = 65	CES27 = 94	CES52 = 85	CES77 = 75
CES03 = 32	CES28 = 93	CES53 = 80	CES78 = 79
CES04 = 72	CES29 = 81	CES54 = 86	CES79 = 82
CES05 = 51	CES30 = 91	CES55 = 83	CES80 = 81
CES06 = 52	CES31 = 83	CES56 = 77	CES81 = 51
CES07 = 44	CES32 = 75	CES57 = 75	CES82 = 92
CES08 = 42	CES33 = 88	CES58 = 76	CES83 = 88
CES09 = 29	CES34 = 88	CES59 = 84	CES84 = 90
CES10 = 79	CES35 = 94	CES60 = 91	CES85 = 65
CES11 = 62	CES36 = 90	CES61 = 82	CES86 = 48
CES12 = 68	CES37 = 97	CES62 = 91	CES87 = 76
CES13 = 45	CES38 = 98	CES63 = 86	CES88 = 78
CES14 = 75	CES39 = 97	CES64 = 70	CES89 = 61
CES15 = 72	CES40 = 94	CES65 = 71	CES90 = 80
CES16 = 48	CES41 = 95	CES66 = 71	CES91 = 80
CES17 = 51	CES42 = 89	CES67 = 70	CES92 = 51
CES18 = 57	CES43 = 80	CES68 = 74	CES93 = 68
CES19 = 74	CES44 = 99	CES69 = 84	CES94 = 44
CES20 = 68	CES45 = 83	CES70 = 72	CES95 = 66
CES21 = 88	CES46 = 81	CES71 = 75	CES96 = 75
CES22 = 81	CES47 = 88	CES72 = 89	CES97 = 76
CES23 = 92	CES48 = 73	CES73 = 68	CES98 = 72
CES24 = 92	CES49 = 82	CES74 = 85	CES99 = 63
CES25 = 73	CES50 = 87	CES75 = 80	



Color Rendition by Hue-Angle Bin



Measure Comparisons



(END OF REPORT)